REGO-FIX® Swiss
ER32
12-11
HSK-E/ER32

Toolholders REGO-FIX CAPTO

Certified by SANDVIK

8

ISO 26623

ER SYSTEM

8.1 Features | Benefits

8.2 Information

8.4 REGO-FIX CAPTO | ER

powRgrip SYSTEM

8.7 Features | Benefits

8.8 Information

8.10 REGO-FIX CAPTO | PG

Other Toolholders

8.11 REGO-FIX CAPTO | End Mill Holders WELDON

8.12 REGO-FIX CAPTO | Shell Mill Arbors

REGO-FIX CAPTO Floating Chucks see page 11.4.

REGO-FIX CAPTO

Certified by Sandvik

Features | Benefits

Swiss Quality
Made in Switzerland to ISO 9001/ISO 14001.

1 Marking
Type and part number.

2 Traceability
Lot number marking on all products for traceability through the entire manufacturing process.

3 Original REGO-FIX®
Our extensive experience results in a well-engineered system. Original only with the REGO-FIX® quality seal △. Guarantee for best quality.

T.I.R. <3 µm
Inner diameter to outer diameter.

Surface Finish max. Ra 0.25
Higher clamping force and higher transferable torque.

Q+® Balancing
100% balanced to G 2.5 @ 25'000 min^{-1}.

Hi-Q® Balancing System
Ready to accept Hi-Q® balancing rings which allow to offset the imbalance introduced by the cutting tool up to 80'000 min^{-1}.

Hi-Q® Clamping Nut Included
Guarantees highest clamping force and best balancing.

Vibration Dampening
For best machining results.

ID Chip Hole
Per DIN 69873 with 10 mm diameter.

Certified by Sandvik

Information

ISO 26623

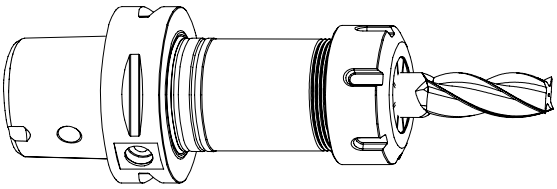

REGO-FIX® CAPTO/ER Toolholder

Applications

These colletholders are designed for use on CNC-machining centers with automatic tool changer. Thanks to their precision and positive locking in the machine spindle CAPTO/ER colletholders are suitable for highest requirements.

Balancing

REGO-FIX® Q+® System CAPTO/ER colletholders are balanced by design to G 2.5 @ 25'000 min^{-1}. Type H colletholders are ready to accept Hi-Q® balancing rings which allow precision balancing of the system including cutting tool up to 80'000 min^{-1} depending on the balancing rings used.

Special Applications

When extra high clamping force is needed, e.g. when tapping with ER-GB or ET1*, we recommend to use our friction bearing clamping nuts Hi-Q®/ERB and Hi-Q®/ERBC.

*Not for coolant through tools and not for applications with sealing disks.

Matched Tooling System for Best Fit

For highest precision and best results the whole system counts. Therefore REGO-FIX® components are carefully matched for optimum fit and accuracy. This guarantees the best run-out and balance.

For the influence of run-out on tool life see the graph page 2.3.

! We recommend tightening the clamping nuts with a torque wrench. The maximum torque shall not be more than 25% above the recommended tightening torque.

Recommended tightening torque see page 13.3/13.4.

Matching Products

Clamping Nuts | Collets | Spanners

Clamping Nut and Spanner	ER 11	ER 16	ER 20	ER 25	ER 32	ER 40	ER 50	Page	Standard	With Friction Bearing	Balanced	For Coolant Through Tools	Collet Locking System	Mini-Nut	Nut with External Thread	Spanner
ER	-	3416.00000	3420.00000	3425.00000	3432.00000	-	-	4.4	■		■		■			
ERC	-	3416.20000	3420.20000	3425.20000	3432.20000	-	-	4.6 4.8			■	■	■			
ERB	-	3416.30000	3420.30000	3425.30000	3432.30000	-	-	4.10		■	■		■			
ERBC	-	3416.40000	3420.40000	3425.40000	3432.40000	-	-	4.10		■	■	■	■			
EP	-	7112.16010	7112.20010	-	-	-	-	12.1								■
E	-	-	-	7111.25000	7111.32000	-	-	12.1								■

Recommended tightening torque on page 13.3/13.4.

8

Collet	ER 11/ET1-12 Clamping Range [mm]	Page	ER 16/ET1-16 Clamping Range [mm]	Page	ER 20/ET1-20 Clamping Range [mm]	Page	ER 25/ET1-25 Clamping Range [mm]	Page	ER 32/ET1-32 Clamping Range [mm]	Page	ER 40/ET1-40 Clamping Range [mm]	Page	ER 50 Clamping Range [mm]	Page
ER	–	–	0.5 – 10.0	2.10	0.5 – 13.0	2.12	0.5 – 16.0	2.14	1.0 – 20.0	2.16	–	–	–	–
ER-UP	–	–	0.5 – 10.0	2.10	0.5 – 13.0	2.12	0.5 – 16.0	2.14	1.0 – 20.0	2.16	–	–	–	–
ER-DM	–	–	3.0 – 10.0	–	3.0 – 10.0	2.24	6.0 – 16.0	2.26	6.0 – 20.0	2.28	–	–	–	–
ER-MB	–	–	0.2 – 0.9	2.10	–	–	–	–	–	–	–	–	–	–
ER-GB	–	–	4.0 – 9.0	3.4	4.0 – 11.2	3.4	4.0 – 16.0	3.4	4.0 – 20.0	3.4	–	–	–	–
ET 1*	–	–	1.4 – 6.3	3.8	2.2 – 7.0	3.8	2.5 – 10.0	3.8	4.5 – 12.5	3.8	–	–	–	–

*Not for coolant through tools and not for applications with sealing disks.

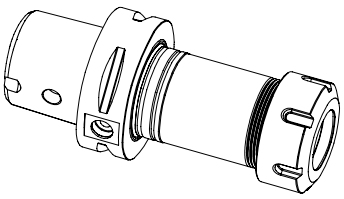

REGO-FIX CAPTO | ER

ISO 26623

ER Colletholders | Balancing Rings

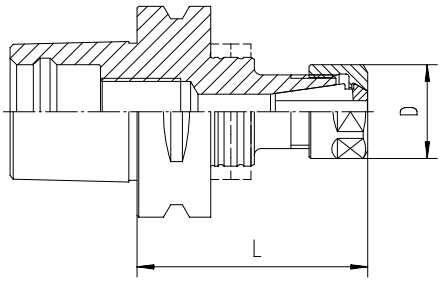

Type	Part No.	D [mm]	L [mm]	Balancing Rings
C3 / ER 16 x 045*	2803.11610	28	45	-
C3 / ER 20 x 045*	2803.12010	34	45	-
C4 / ER 16 x 070*	2804.11630	28	70	-
C4 / ER 20 x 052*	2804.12010	34	52	-
C4 / ER 25 x 052*	2804.12510	42	52	-
C4 / ER 32 x 054*	2804.13210	50	54	-
C5 / ER 16 x 070 H	4805.11630	28	70	FWR 285
C5 / ER 16 x 100 H	4805.11650	28	100	FWR 285
C5 / ER 20 x 055*	2805.12010	34	55	-
C5 / ER 20 x 100 H	4805.12050	34	100	FWR 325
C5 / ER 25 x 055*	2805.12510	42	55	-
C5 / ER 25 x 100 H	4805.12550	42	100	FWR 405
C5 / ER 32 x 057*	2805.13210	50	57	-
C5 / ER 32 x 070 H	4805.13230	50	70	FWR 405
C5 / ER 32 x 100 H	4805.13250	50	100	FWR 405
C6 / ER 11 x 150 H	4806.11170	19	150	FWR 325

Supplied with: ER colletholder with Hi-Q® clamping nut.
*Not for use with balancing rings.

8

Hi-Q® Balancing Rings	Part No.	Page
Set FWR 225	7490.22500	12.9
Set FWR 285	7490.28500	12.9
Set FWR 325	7490.32500	12.9
Set FWR 405	7490.40500	12.9
Set FWR 505	7490.50500	12.9
Torque screwdriver (TSD)	7159.09000	12.9

Maximum rpm for Hi-Q balancing rings see page 12.9.

Drawings with detailed dimensions see.
search.rego-fix.ch

Matching Products

Clamping Nuts | Collets | Spanners

Clamping Nut and Spanner	ER 11	ER 16	ER 20	ER 25	ER 32	ER 40	ER 50	Page	Standard	With Friction Bearing	Balanced	For Coolant Through Tools	Collet Locking System	Mini-Nut	Nut with External Thread	Spanner
Hi-Q/ER	3411.00000	3416.00000	3420.00000	3425.00000	3432.00000	3440.00000	3450.00000	4.4	■		■		■			
Hi-Q/ERC	3411.20300 - 3411.20700	3416.20000	3420.20000	3425.20000	3432.20000	3440.20000	-	4.6 4.8			■	■	■			
Hi-Q/ERB	-	3416.30000	3420.30000	3425.30000	3432.30000	3440.30000	3450.30000	4.10		■	■		■			
Hi-Q/ERBC	-	3416.40000	3420.40000	3425.40000	3432.40000	3440.40000	-	4.10		■	■	■	■			
EP	7112.11010	7112.16010	7112.20010	-	-	-	-	12.1								■
E	-	-	-	7111.25000	7111.32000	7111.40000	7111.50000	12.1								■

Recommended tightening torque on page 13.3/13.4.

8

Collet	ER 11/ET1-12 Clamping Range [mm]	Page	ER 16/ET1-16 Clamping Range [mm]	Page	ER 20/ET1-20 Clamping Range [mm]	Page	ER 25/ET1-25 Clamping Range [mm]	Page	ER 32/ET1-32 Clamping Range [mm]	Page	ER 40/ET1-40 Clamping Range [mm]	Page	ER 50 Clamping Range [mm]	Page
ER	0.5 – 7.0	2.8	0.5 – 10.0	2.10	0.5 – 13.0	2.12	0.5 – 16.0	2.14	1.0 – 20.0	2.16	2.0 – 30.0	2.18	4.0 – 34.0	2.18
ER-UP	0.5 – 7.0	2.8	0.5 – 10.0	2.10	0.5 – 13.0	2.12	0.5 – 16.0	2.14	1.0 – 20.0	2.16	2.0 – 30.0	2.18	4.0 – 34.0	2.18
ER-DM	–	–	3.0 – 10.0	–	3.0 – 10.0	2.24	6.0 – 16.0	2.26	6.0 – 20.0	2.28	–	–	–	–
ER-MB	0.2 – 0.9	2.8	0.2 – 0.9	2.10	–	–	–	–	–	–	–	–	–	–
ER-GB	2.8 – 6.0	3.4	4.0 – 9.0	3.4	4.0 – 11.2	3.4	4.0 – 16.0	3.4	4.0 – 20.0	3.4	6.0 – 22.0	3.4	22.0 – 32.0	3.4
ET 1*	1.4 – 3.55	3.8	1.4 – 6.3	3.8	2.2 – 7.0	3.8	2.5 – 10.0	3.8	4.5 – 12.5	3.8	6.0 – 17.0	3.8	–	–

*Not for coolant through tools and not for applications with sealing disks.

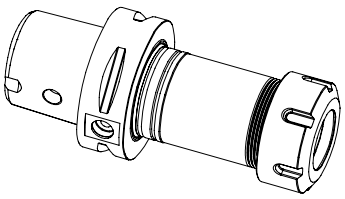

REGO-FIX CAPTO | ER

ISO 26623

ER Colletholders | Balancing Rings

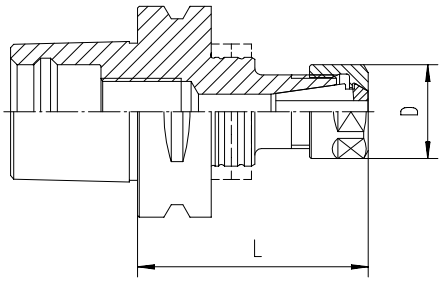

Type	Part No.	D [mm]	L [mm]	Balancing Rings
C6 / ER 16 x 070 H	4806.11630	28	70	FWR 325
C6 / ER 16 x 100 H	4806.11650	28	100	FWR 325
C6 / ER 16 x 150 H	4806.11670	28	150	FWR 325
C6 / ER 20 x 060*	2806.12020	34	60	-
C6 / ER 25 x 060*	2806.12520	42	60	-
C6 / ER 25 x 100 H	4806.12550	42	100	FWR 405
C6 / ER 25 x 130 H	4806.12560	42	130	FWR 405
C6 / ER 32 x 060*	2806.13220	50	60	-
C6 / ER 32 x 070 H	4806.13230	50	70	FWR 405
C6 / ER 32 x 100 H	4806.13250	50	100	FWR 505
C6 / ER 40 x 065*	2806.14020	63	65	-
C8 / ER 25 x 070*	2808.12530	42	70	-
C8 / ER 32 x 070*	2808.13230	50	70	-
C8 / ER 40 x 070*	2808.14030	63	70	-
C8 / ER 50 x 080*	2808.15040	78	80	-

Supplied: Colletholder with Hi-Q® clamping nut.
*Not for use with balancing rings.

Hi-Q® Balancing Rings	Part No.	Page
Set FWR 225	7490.22500	12.9
Set FWR 285	7490.28500	12.9
Set FWR 325	7490.32500	12.9
Set FWR 405	7490.40500	12.9
Set FWR 505	7490.50500	12.9
Torque screwdriver (TSD)	7159.09000	12.9

Maximum rpm for Hi-Q® balancing rings see page 12.9.

Drawings with detailed dimensions see.

search.rego-fix.ch

Edition 11/2011

PG

powRgrip® Toolholders

Features | Benefits

Swiss Quality
Made in Switzerland to ISO 9001/ISO 14001.

1 Marking
Type and part number.

2 Traceability
Lot number marking on all products for traceability through the entire manufacturing process.

3 Original REGO-FIX®
Original only with the REGO-FIX® quality seal △. Guarantee for best quality.

T.I.R. of the Whole System <3 µm
Highest clamping force and best runout in one.

Surface Finish max. Ra 0.25
Higher clamping force and higher transferable torque.

Q+® Balancing
100% balanced to G 2.5 @ 25'000 min^{-1}.
Ideal for High Speed Cutting (HSC) and High Performance Cutting (HPC).

Hi-Q® Balancing System
Ready to accept Hi-Q® balancing rings which allow to offset the imbalance introduced by the cutting tool up to 80'000 min^{-1}.

Minimal Outside Dimensions
Slim design provides more processing flexibility.

Fast
Tool clamping with hydraulic press in less than 10 seconds.

Excellent at Small Diameters
Clamping of small diameter tools from Ø 0.2 mm.

Presetable Tooling System
Repeatability <10 µm

ID Chip Hole
Per DIN 69873 with 10 mm diameter.

REGO-FIX® CAPTO

Certified by Sandvik

Information

ISO 26623

REGO-FIX CAPTO/PG Toolholder

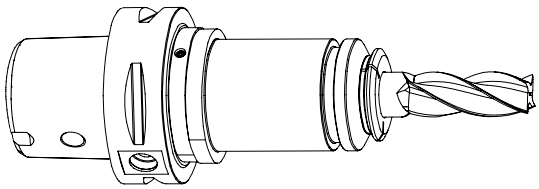

Applications

These colletholders are designed for use on newest CNC-machining centers for High Performance Cutting (HPC) and High Speed Cutting (HSC). Thanks to their precision and positive locking in the machine spindle CAPTO/PG colletholders are suitable for highest requirements.The vibration dampening of CAPTO/PG colletholders reduce spindle wear and extend tool life.

Balancing

REGO-FIX® Q+® System CAPTO/PG colletholders are balanced to G 2.5 @ 25’000 min^{-1}. Type H colletholders are ready to accept Hi-Q® balancing rings which allow precision balancing of the system including cutting tool up to 80’000 min^{-1} depending on the balancing rings used.

Coolant Through

For use with coolant through tools.

Peripheral Cooling

PG-CF collets for peripheral cooling with non-coolant through tools.

Matched Tooling System for Best Fit

For highest precision and best results the whole system counts. Therefore REGO-FIX® components are carefully matched to fit together. This guarantees best run-out and balancing.

Edition 11/2011

Matching Products

powRgrip® Collets

0.200 – 1.5875 mm powRgrip® microbore collets (PG 10-MB) see page 2.36.

Ø [mm]	Ø [Inch]	Ø [Inch]	PG 10 Part No.	PG 10-CF Part No.	PG 15 Part No.	PG 15-CF Part No.	PG 25 Part No.	PG 25-CF Part No.	PG 32 Part No.	PG 32-CF Part No.
2.000	0.0787	-	1710.02000	-	-	-	-	-	-	-
2.500	0.0984	-	1710.02500	-	-	-	-	-	-	-
3.000	0.1181	-	1710.03000	1710.03002	1715.03000	1715.03002	1725.03000	1725.03002	-	-
3.175	0.1250	1/8"	1710.03181	1710.03183	1715.03181	1715.03183	1725.03181	1725.03183	-	-
3.500	0.1378	-	1710.03500	-	1715.03500	-	1725.03500	-	-	-
4.000	0.1575	-	1710.04000	1710.04002	1715.04000	1715.04002	1725.04000	1725.04002	-	-
4.500	0.1969	-	1710.04500	-	1715.04500	-	1725.04500	-	-	-
4.763	0.1875	3/16"	1710.04761	1710.04763	1715.04761	1715.04763	1725.04761	1725.04763	-	-
5.000	0.1969	-	1710.05000	1710.05002	1715.05000	1715.05002	1725.05000	1725.05002	-	-
5.500	0.2165	-	1710.05500	-	1715.05500	-	1725.05500	-	-	-
6.000	0.2362	-	1710.06000	1710.06002	1715.06000	1715.06002	1725.06000	1725.06002	1732.06000	1732.06002
6.350	0.2500	1/4"	1710.06351	1710.06353	1715.06351	1715.06353	1725.06351	1725.06353	1732.06351	1732.06353
7.000	0.2756	-	-	-	1715.07000	1715.07002	1725.07000	1725.07002	1732.07000	1732.07002
7.938	0.3125	5/16"	-	-	1715.07941	1715.07943	1725.07941	1725.07943	1732.07941	1732.07943
8.000	0.3150	-	-	-	1715.08000	1715.08002	1725.08000	1725.08002	1732.08000	1732.08002
9.000	0.3543	-	-	-	1715.09000	1715.09002	1725.09000	1725.09002	1732.09000	1732.09002
9.525	0.3750	3/8"	-	-	1715.09521	1715.09523	1725.09521	1725.09523	1732.09521	1732.09523
10.000	0.3937	-	-	-	1715.10000	1715.10002	1725.10000	1725.10002	1732.10000	1732.10002
11.000	0.4331	-	-	-	-	-	1725.11000	1725.11002	1732.11000	1732.11002
11.113	0.4375	7/16"	-	-	-	-	1725.11111	1725.11113	1732.11111	1732.11113
12.000	0.4724	-	-	-	-	-	1725.12000	1725.12002	1732.12000	1732.12002
12.700	0.5000	1/2"	-	-	-	-	1725.12701	1725.12703	1732.12701	1732.12703
13.000	0.5112	-	-	-	-	-	1725.13000	1725.13002	-	-
14.000	0.5512	-	-	-	-	-	1725.14000	1725.14002	1732.14000	1732.14002
14.288	0.5625	9/16"	-	-	-	-	1725.14291	1725.14293	1732.14291	1732.14293
15.000	0.5906	-	-	-	-	-	1725.15000	1725.15002	-	-
15.875	0.6250	5/8"	-	-	-	-	1725.15881	1725.15883	1732.15881	1732.15883
16.000	0.6300	-	-	-	-	-	1725.16000	1725.16002	1732.16000	1732.16002
18.000	0.7087	-	-	-	-	-	1725.18000	1725.18002	1732.18000	1732.18002
19.050	0.7500	3/4"	-	-	-	-	1725.19051	1725.19053	1732.19051	1732.19053
20.000	0.7874	-	-	-	-	-	1725.20000	1725.20002	1732.20000	1732.20002
22.000	0.8661	-	-	-	-	-	-	-	1732.22000	1732.22002
22.225	0.8750	7/8"	-	-	-	-	-	-	1732.22231	1732.22233
25.000	0.9843	-	-	-	-	-	-	-	1732.25000	1732.25002
25.400	1.0000	1"	-	-	-	-	-	-	1732.25401	1732.25403

powRgrip® clamping units and further powRgrip® accessories see page 12.7/12.8.

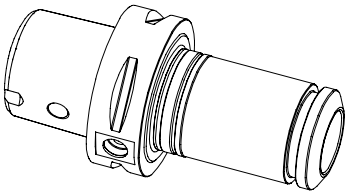

REGO-FIX CAPTO | PG

ISO 26623

powRgrip® Colletholders | Balancing Rings

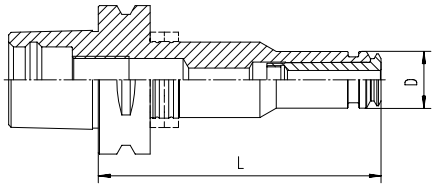

Type	Part No.	D [mm]	L [mm]	Balancing Rings
C3 / PG 10 x 055*	2803.71010	16	55	-
C3 / PG 15 x 067*	2803.71520	24	67	-
C4 / PG 10 x 060*	2804.71020	16	60	-
C4 / PG 10 x 080 H	4804.71040	16	80	FWR 225
C4 / PG 15 x 062*	2804.71520	24	62	-
C4 / PG 15 x 080 H	4804.71540	24	80	FWR 285
C5 / PG 10 x 060*	2805.71020	16	60	-
C5 / PG 10 x 080 H	4805.71040	16	80	FWR 285
C5 / PG 10 x 120 H	4805.71060	16	120	FWR 285
C5 / PG 15 x 065*	2805.71520	24	65	-
C5 / PG 15 x 080 H	4805.71540	24	80	FWR 285
C5 / PG 15 x 120 H	4805.71560	24	120	FWR 325
C5 / PG 25 x 080*	2805.72540	40	80	-
C5 / PG 25 x 100 H	4805.72550	40	100	FWR 405
C6 / PG 10 x 080 H	4806.71040	16	80	FWR 325
C6 / PG 10 x 120 H	4806.71060	16	120	FWR 325
C6 / PG 10 x 160 H	4806.71080	16	160	FWR 325
C6 / PG 15 x 080 H	4806.71540	24	80	FWR 325
C6 / PG 15 x 120 H	4806.71560	24	120	FWR 325
C6 / PG 15 x 160 H	4806.71580	24	160	FWR 325
C6 / PG 25 x 085*	2806.72540	40	85	-
C6 / PG 25 x 100 H	4806.72550	40	100	FWR 405
C6 / PG 25 x 120 H	4806.72560	40	120	FWR 405
C6 / PG 25 x 160 H	4806.72580	40	160	FWR 405
C6 / PG 32 x 090*	2806.73240	50	90	-
C8 / PG 25 x 092*	2808.72540	40	92	-
C8 / PG 32 x 090*	2808.73240	50	90	-

*Not for use with balancing rings.

Hi-Q® Balancing Rings	Part No.	Page
Set FWR 225	7490.22500	12.9
Set FWR 285	7490.28500	12.9
Set FWR 325	7490.32500	12.9
Set FWR 405	7490.40500	12.9
Set FWR 505	7490.50500	12.9
Torque screwdriver (TSD)	7159.09000	12.9

Maximum rpm for Hi-Q® balancing rings see page 12.9.

Drawings with detailed dimensions see.

search.rego-fix.ch

Edition 11/2011

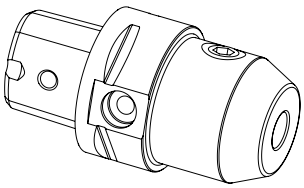

REGO-FIX CAPTO | WD
ISO 26623

End Mill Holders (WELDON)

Type	Form Part No.	d [mm]	D1 [mm]	L [mm]	Drawing
C3 / WD 06 x 045	2803.30610	6	25	45	1
C3 / WD 08 x 045	2803.30810	8	28	45	1
C3 / WD 10 x 050	2803.31020	10	35	50	1
C3 / WD 12 x 055	2803.31220	12	42	55	1
C4 / WD 06 x 050	2804.30620	6	25	50	1
C4 / WD 08 x 050	2804.30820	8	28	50	1
C4 / WD 10 x 050	2804.31020	10	35	50	1
C4 / WD 12 x 055	2804.31220	12	42	55	1
C4 / WD 14 x 055	2804.31420	14	44	55	1
C4 / WD 16 x 055	2804.31620	16	48	55	1
C5 / WD 06 x 050	2805.30620	6	25	50	1
C5 / WD 08 x 050	2805.30820	8	28	50	1
C5 / WD 10 x 055	2805.31020	10	35	55	1
C5 / WD 12 x 060	2805.31230	12	42	60	1
C5 / WD 14 x 060	2805.31430	14	44	60	1
C5 / WD 16 x 060	2805.31630	16	48	60	1
C5 / WD 18 x 060	2805.31830	18	50	60	1
C5 / WD 20 x 060	2805.32030	20	52	60	1
C5 / WD 25 x 080	2805.32550	25	65	80	2
C6 / WD 06 x 055	2806.30620	6	25	55	1
C6 / WD 08 x 055	2806.30820	8	28	55	1
C6 / WD 10 x 060	2806.31030	10	35	60	1
C6 / WD 12 x 060	2806.31230	12	42	60	1
C6 / WD 14 x 060	2806.31430	14	44	60	1
C6 / WD 16 x 065	2806.31630	16	48	65	1
C6 / WD 18 x 065	2806.31830	18	50	65	1
C6 / WD 20 x 065	2806.32030	20	52	65	1
C6 / WD 25 x 080	2806.32550	25	65	80	2
C6 / WD 32 x 090	2806.33250	32	72	90	2
C6 / WD 40 x 100	2806.34060	40	90	100	2

Type	Form Part No.	d [mm]	D1 [mm]	L [mm]	Drawing
C8 / WD 06 x 070	2808.30640	6	25	70	1
C8 / WD 08 x 070	2808.30840	8	28	70	1
C8 / WD 10 x 070	2808.31040	10	35	70	1
C8 / WD 12 x 070	2808.31240	12	42	70	1
C8 / WD 14 x 070	2808.31440	14	44	70	1
C8 / WD 16 x 070	2808.31640	16	48	70	1
C8 / WD 18 x 070	2808.31840	18	50	70	1
C8 / WD 20 x 070	2808.32040	20	52	70	1
C8 / WD 25 x 080	2808.32550	25	65	80	2
C8 / WD 32 x 080	2808.33250	32	72	80	2
C8 / WD 40 x 110	2808.34060	40	90	110	2

Supplied with: End mill holder and lock screw.

1

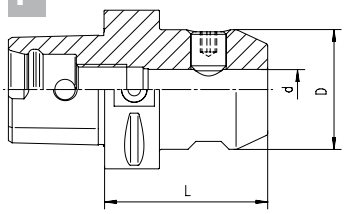

2

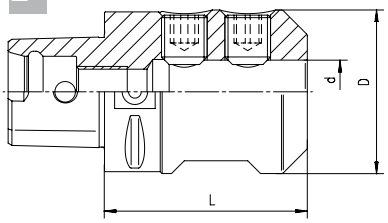

Drawings with detailed dimensions see.

search.rego-fix.ch

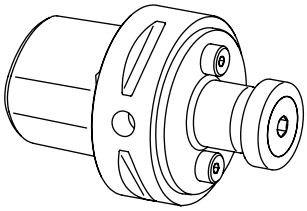

REGO-FIX CAPTO | MA
ISO 26623

Shell Mill Arbors

Type	Part No.	D [mm]	D1 [mm]	L [mm]	L1 [mm]	Drawing
C3 / MA 16 x 030	2803.01610	16	36	30	11	2
C4 / MA 16 x 032	2804.01610	16	36	32	11	1
C4 / MA 16 x 055	2804.01620	16	36	55	11	1
C4 / MA 22 x 025	2804.02210	22	48	25	16	2
C4 / MA 22 x 055	2804.02220	22	48	55	16	2
C5 / MA 16 x 035	2805.01610	16	36	35	11	1
C5 / MA 16 x 070	2805.01640	16	36	70	11	1
C5 / MA 22 x 025	2805.02210	22	50	25	16	1
C5 / MA 22 x 070	2805.02240	22	48	70	16	1
C5 / MA 27 x 025	2805.02710	27	56	25	18	2
C5 / MA 32 x 040	2805.03210	32	65	40	20	2
C6 / MA 16 x 040	2806.01610	16	36	40	11	1
C6 / MA 22 x 025	2806.02210	22	55	25	16	1
C6 / MA 27 x 025	2806.02710	27	63	25	18	1
C6 / MA 32 x 025	2806.03210	32	65	25	20	2
C6 / MA 40 x 040	2806.04010	40	80	40	23	2
C8 / MA 16 x 050	2808.01620	16	36	50	11	1
C8 / MA 22 x 030	2808.02210	22	55	30	16	1
C8 / MA 27 x 030	2808.02710	27	65	30	18	1
C8 / MA 32 x 030	2808.03210	32	80	30	20	1
C8 / MA 40 x 030	2808.04010	40	80	30	23	1

Supplied with: Milling arbor with fixation screw.

1

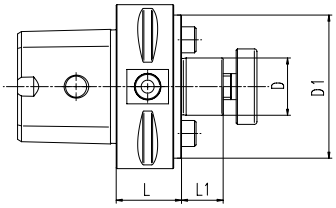

2

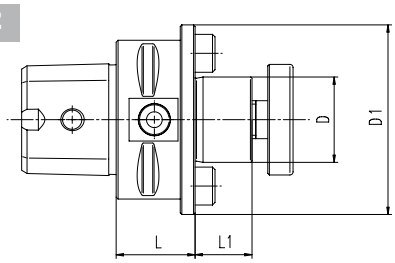

Drawings with detailed dimensions see.

search.rego-fix.ch